




# BofA Securities Taiwan Tech Tour

Your trusted partner in IC testing

Date 2023/08/25

# Safe Harbor Notice

A background image showing a close-up of a computer circuit board with glowing blue and orange lines representing data flow. A semi-transparent WinWay logo is overlaid on the left side of the image.

This presentation may contain forward-looking statements. All statements, other than statements of historical facts, that address activities, events or developments that WinWay Technology Co., Ltd. expects or anticipates will or may occur in the future (including but not limited to projections, targets, estimates and business plans) are forward-looking statements.

---

WinWay's actual results or developments may differ materially from those indicated by these forward-looking statements as a result of various factors and uncertainties, including but not limited to market demand, price fluctuations, competition, change in legal, government policies, financial market conditions, and other risks and factors beyond our control.

---

This presentation does not undertake any obligation to publicly update any forward looking statements to reflect events or circumstances after the date on which any such statement is made or to reflect the occurrence of unanticipated events.

# Company Information

**Founded**

**2001/04/10**

**Employees**

**912**

**Chairman**

**Mark Wang**

**Registered Address**

**No.68, Chuangyi S. Rd, Nanzi Dist.  
Kaohsiung City 81156, Taiwan**

**Capital Stock**

**NTD 347,840,000**

**Business Operation**

**Design, manufacture, sale and service  
of semiconductor test interface products**

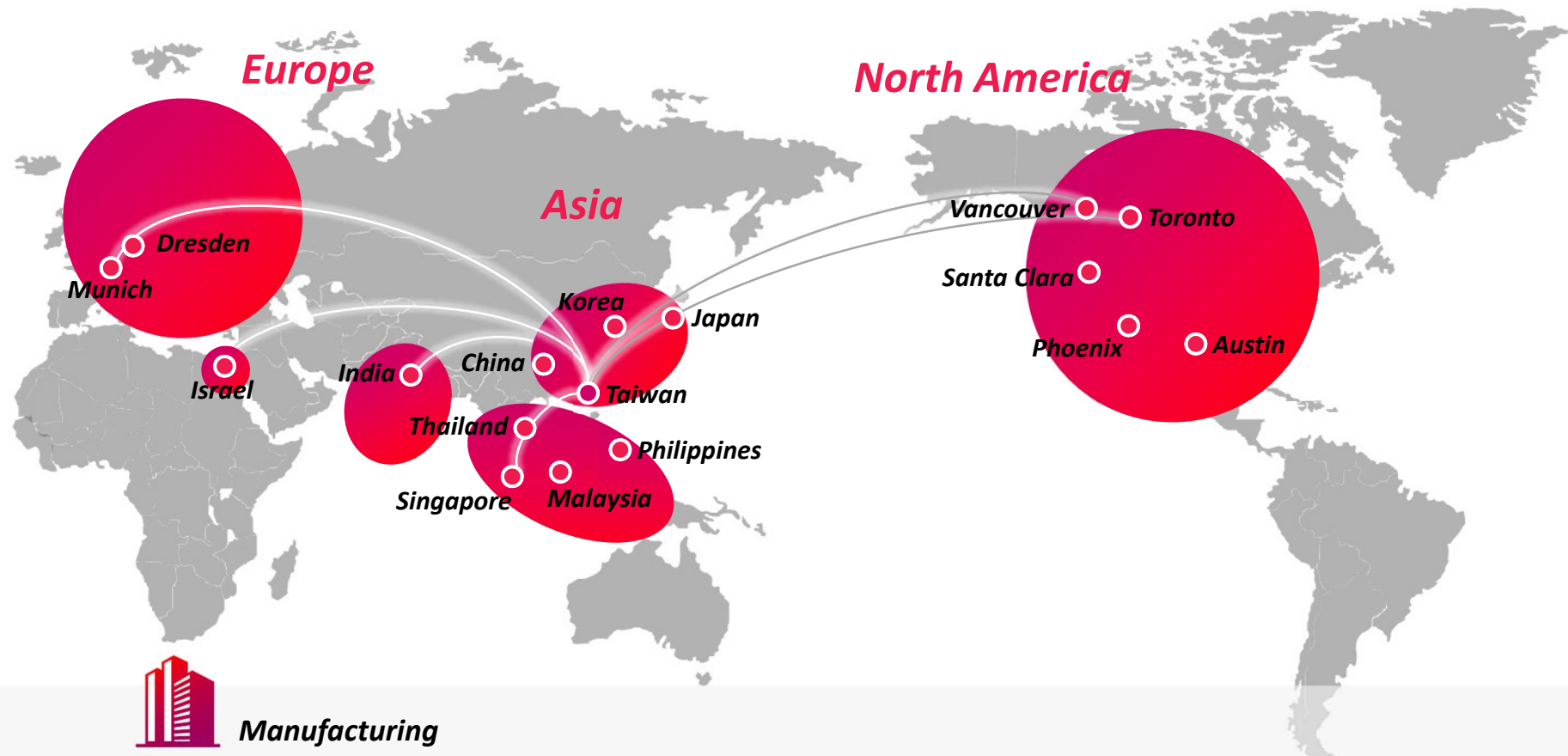


**01**

# Global Presence

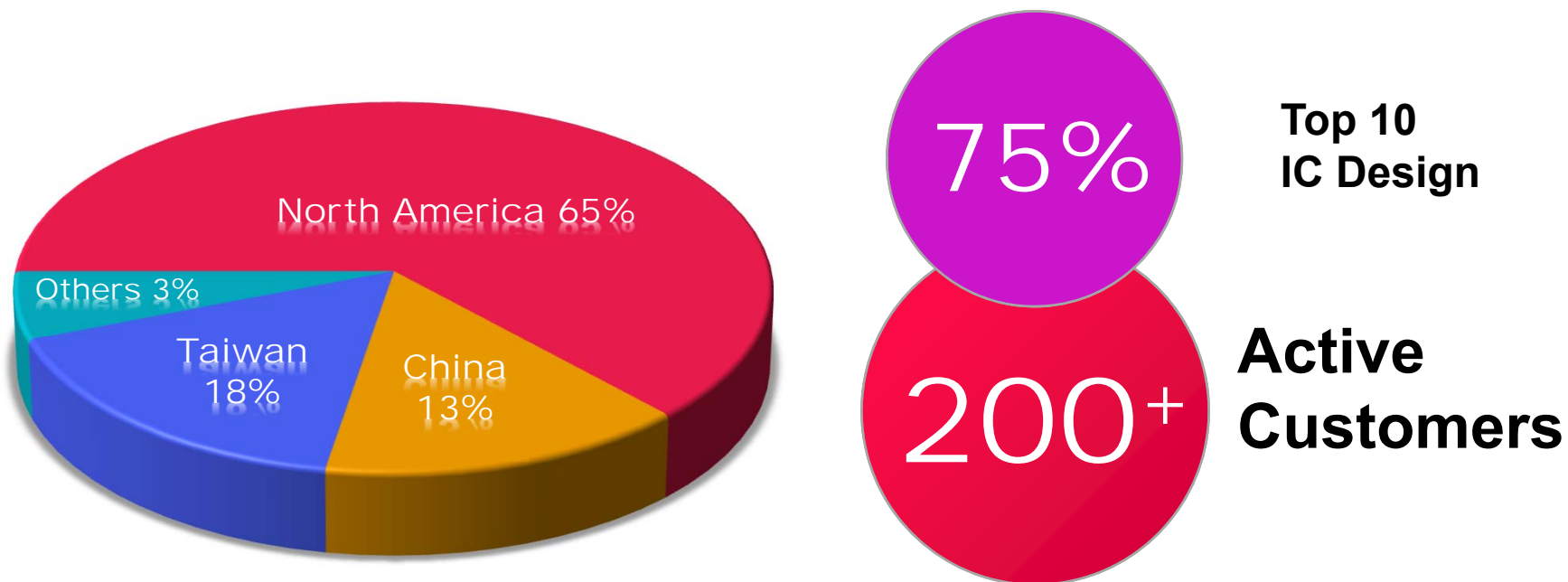
**Your Trusted Partner  
in Semiconductor Testing**

# Global Service & Support



- Kaohsiung Plant
- Hsinchu Plant
- Suzhou Plant
- Spring Probe Plant

# Worldwide Customer



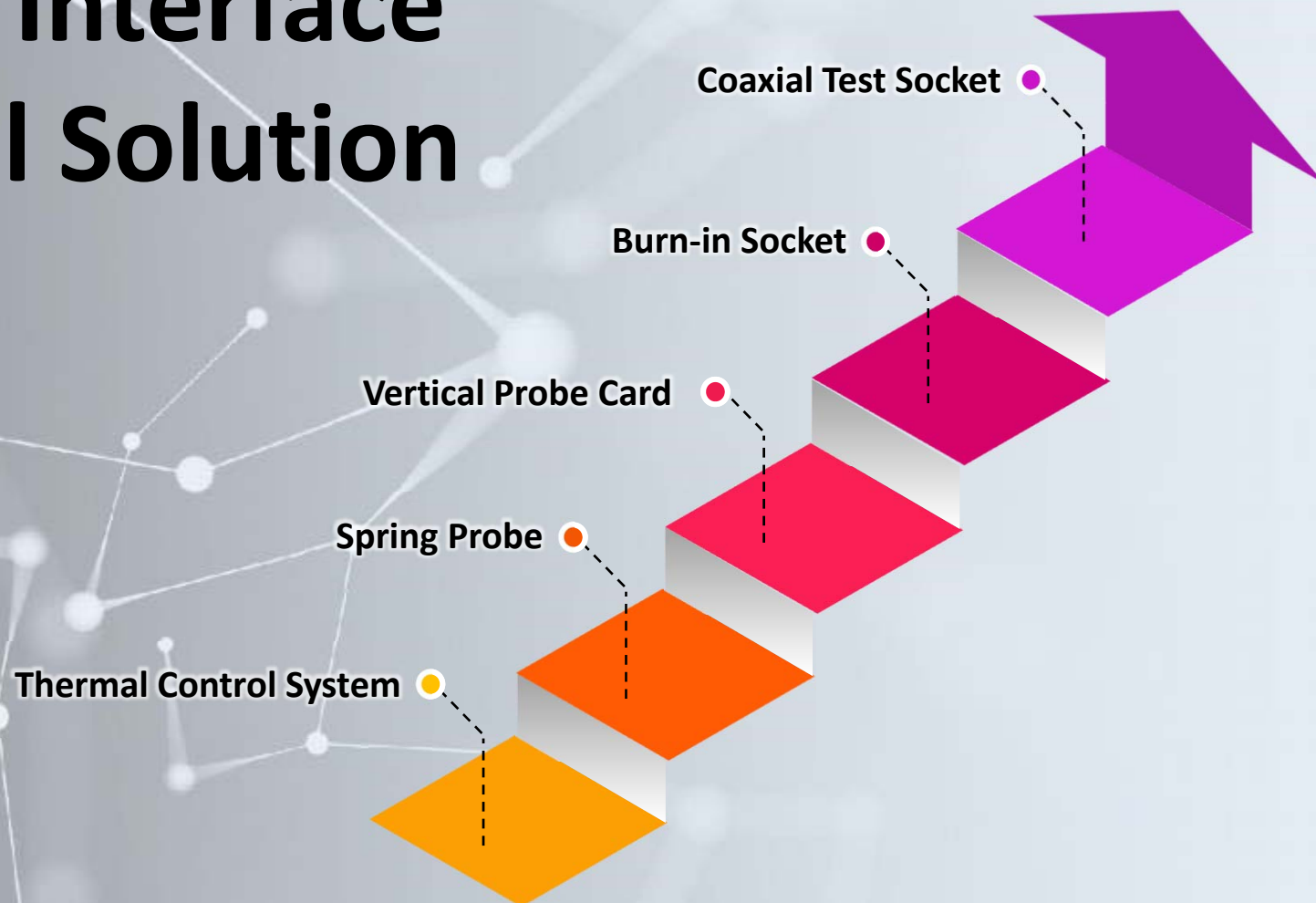
# 02

# Industry Trend

**Your Trusted Partner  
in Semiconductor Testing**

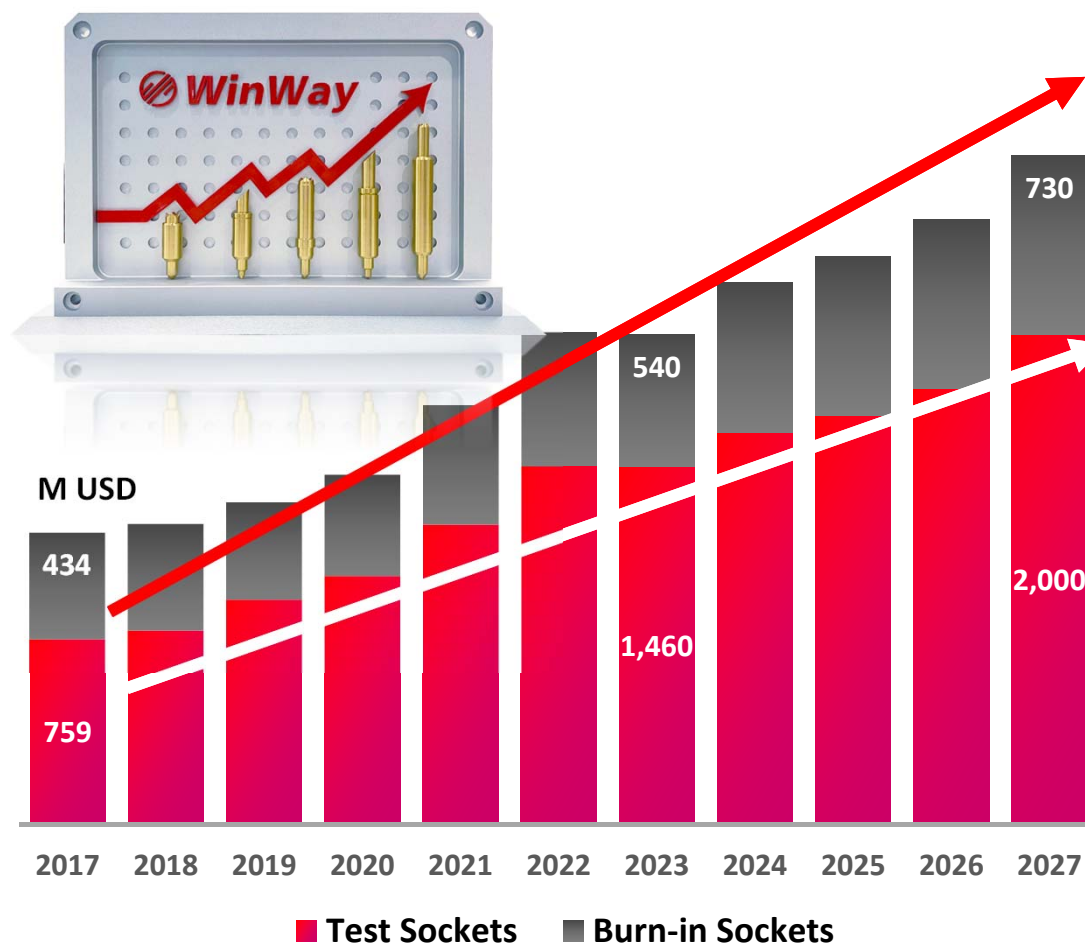


# Test Interface Total Solution





# Growing Focus on SLT and Burn-in



SLT

2022-2027 CAGR

**13.2%**

Greater than industry growth

Burn-in

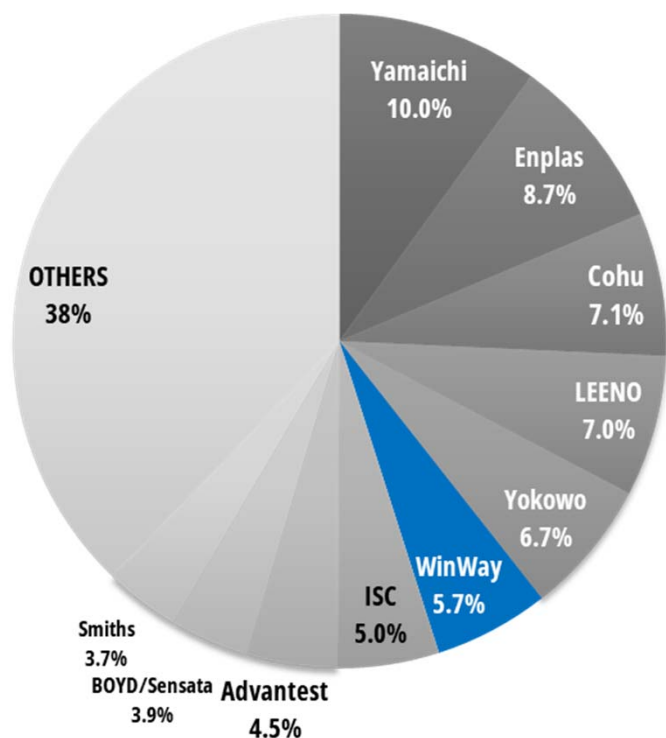
2022-2027 CAGR

**6.0%**

Mission Critical Systems

資料來源：Yole, WinWay 2023

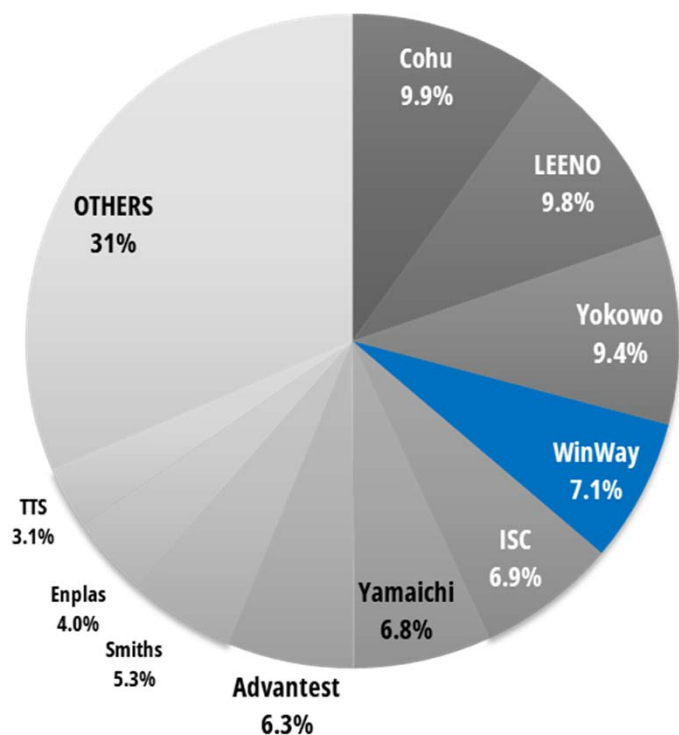
# Test and Burn-in Socket Ranking (2022)



SOURCE : YoleIntelligence, 2023/04

(MILLION USD)				
RANK	COMPANY	2021	2022	YoY%
1	Yamaichi	153.5	183.2	19.3%
2	Enplas	121.0	159.1	31.5%
3	Cohu	119.0	130.0	9.2%
4	LEENO	130.0	128.1	-1.4%
5	Yokowo	105.0	122.7	16.8%
6	WinWay	68.8	104.6	52.1%
7	ISC	96.7	92.3	-4.6%
8	Advantest	60.6	82.1	35.4%
9	BOYD/Sensata	55.0	72.0	30.9%
10	Smiths	43.3	68.8	58.9%
11	MCS	49.4	41.4	-16.2%
12	TTS	41.8	40.2	-3.9%
13	Johnstech	32.2	38.0	18.1%
14	Loranger	35.2	37.2	5.7%
15	Okins	34.2	33.0	-3.3%
16	TSE	31.4	31.4	0.1%
17	KZT	24.0	27.6	14.9%
18	3M ESD	26.0	26.7	2.5%
19	Qualmax	20.0	25.5	27.5%
20	NHK Spring	26.1	23.4	-10.5%

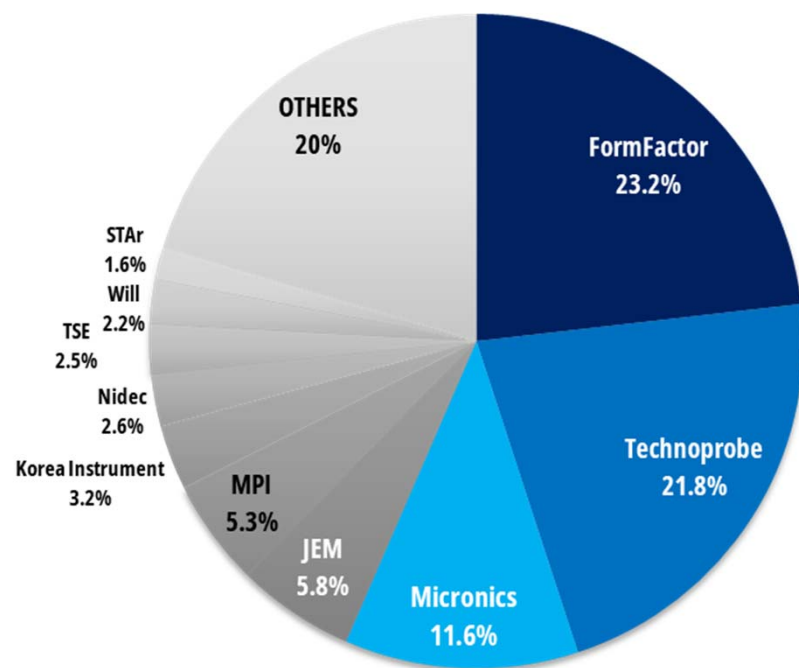
# Test Socket Ranking (2022)



SOURCE : YoleIntelligence, 2023/04

(MILLION USD)				
RANK	COMPANY	2021	2022	YoY %
1	Cohu	119.0	130.0	9.2%
2	LEENO	130.0	128.1	-1.4%
3	Yokowo	105.0	122.7	16.8%
4	WinWay	62.3	92.8	49.0%
5	ISC	94.6	90.4	-4.5%
6	Yamaichi	66.9	89.0	33.0%
7	Advantest	60.6	82.1	35.4%
8	Smiths	43.3	68.8	58.9%
9	Enplas	38.9	52.5	34.9%
10	TTS	41.8	40.2	-3.9%
11	Johnstech	32.2	38.0	18.1%
12	TSE	31.4	31.4	0.1%
13	Qualmax	20.0	25.5	27.5%
14	NHK Spring	26.1	23.4	-10.5%
15	Ironwood	15.2	17.4	14.1%
16	Loranger	15.2	16.8	10.6%
17	KZT	13.4	15.5	15.5%
18	Twin Solution	13.5	14.7	9.3%
19	FT Device	16.6	14.6	-12.0%
20	AEM	8.4	13.6	61.3%

# Probe Card Ranking (2022)



SOURCE : YoleIntelligence, 2023/04

RANK	COMPANY	2021	2022	YoY %
1	FormFactor	633.3	591.5	-6.6%
2	Technoprobe	450.3	555.8	23.4%
3	Micronics Japan	317.3	294.8	-7.1%
4	JEM	194.9	148.3	-23.9%
5	MPI	133.6	134.6	0.7%
6	Korea Instrument	72.9	81.6	12.1%
7	Nidec SV TCL	68.5	65.5	-4.4%
8	TSE	75.6	63.0	-16.6%
9	Will Technology	68.0	56.0	-17.7%
10	STAr Technologies	40.8	40.0	-2.0%
11	CHPT	60.0	37.3	-37.9%
12	Max One	18.8	36.8	96.0%
13	Yokowo	32.5	36.6	12.6%
14	Synergie CAD	36.9	33.1	-10.2%
15	WinWay	8.4	32.5	287%
16	FEINMETALL	33.3	31.0	-7.0%
17	Micro to Nano	26.5	30.1	13.6%
18	Microfriend	51.9	28.2	-45.6%
19	AMST	24.2	26.3	8.8%
20	Aehr	10.5	23.7	126%



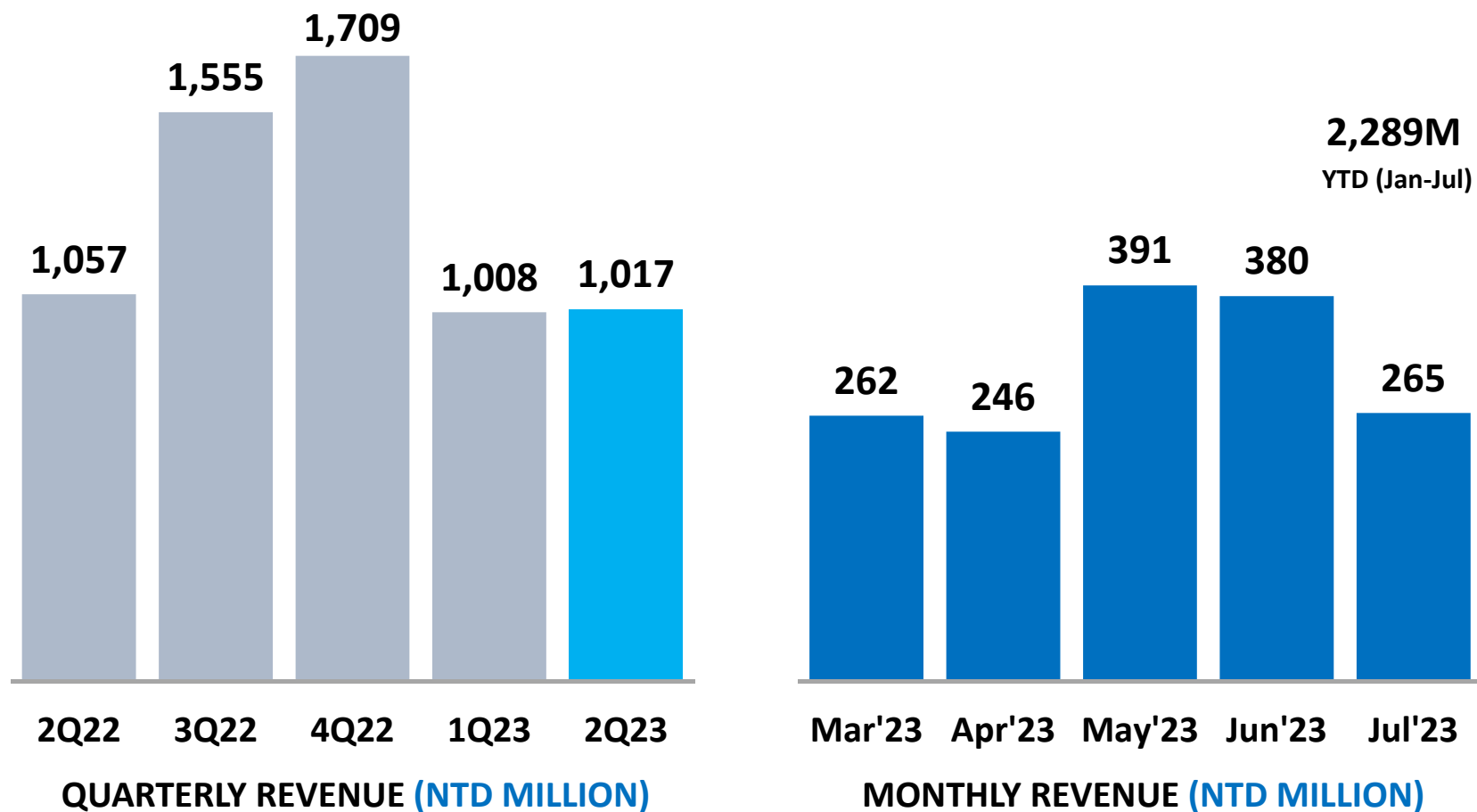
**03**

---

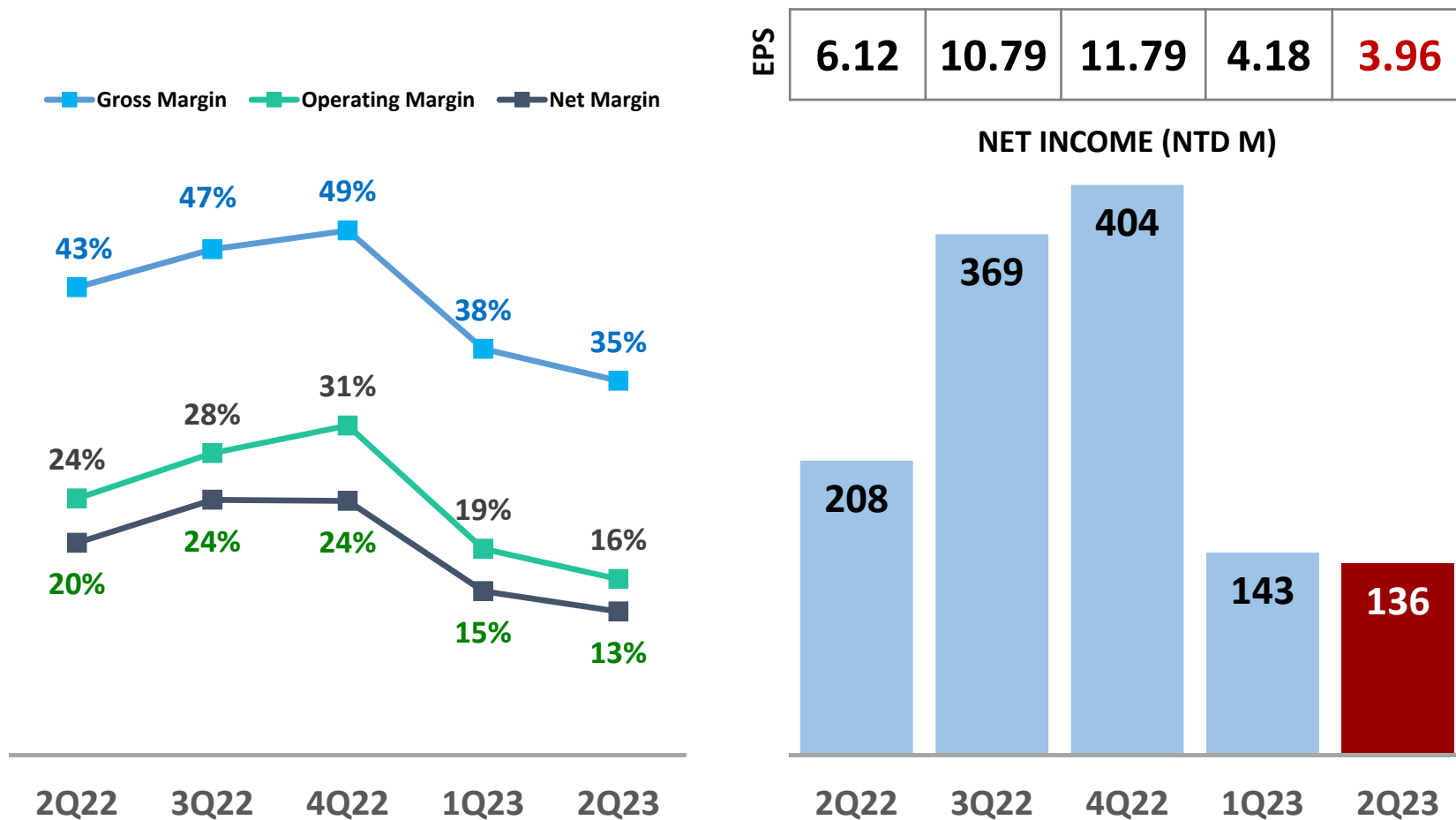
# Financial Performance

**Your Trusted Partner  
in Semiconductor Testing**

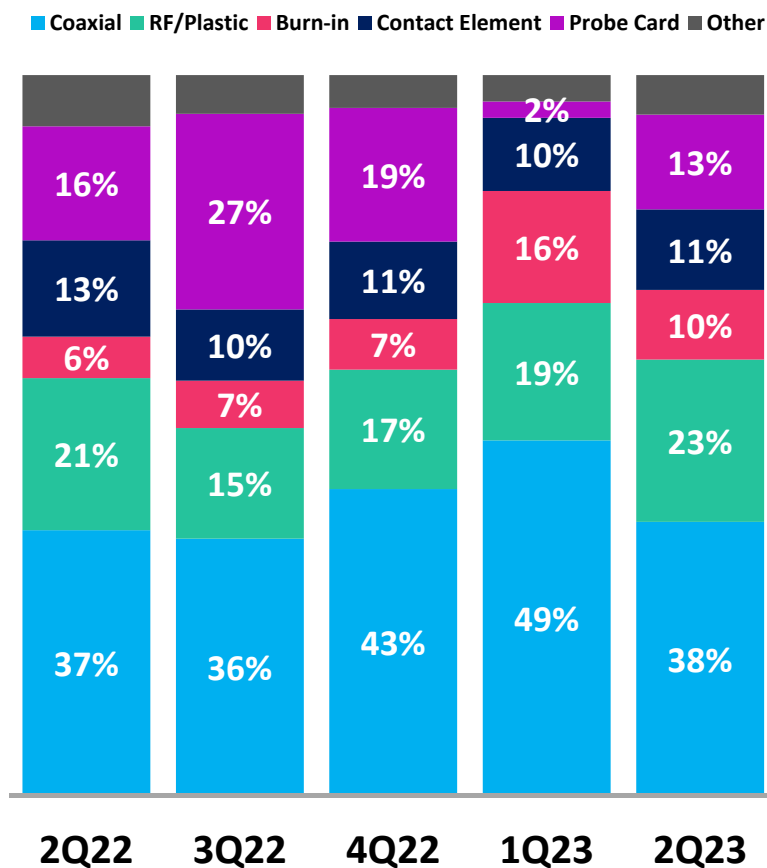
# Revenue Trend



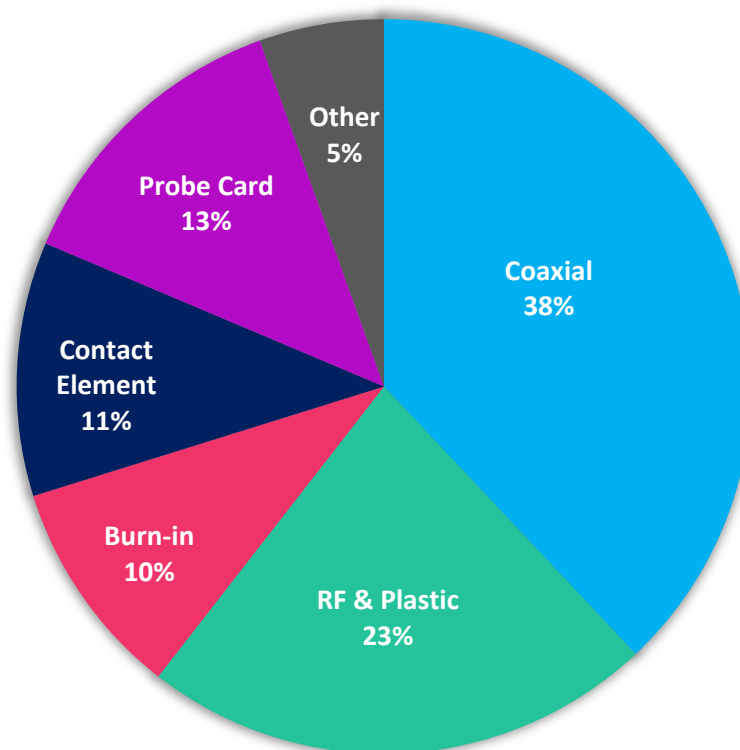
# Profitability Trend



# Revenue by Product Mix

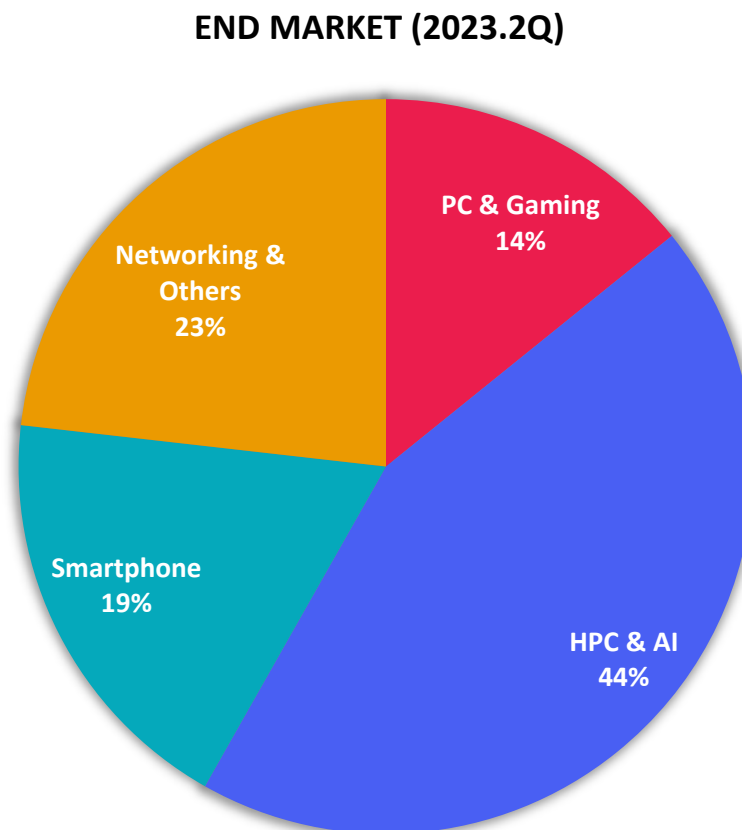
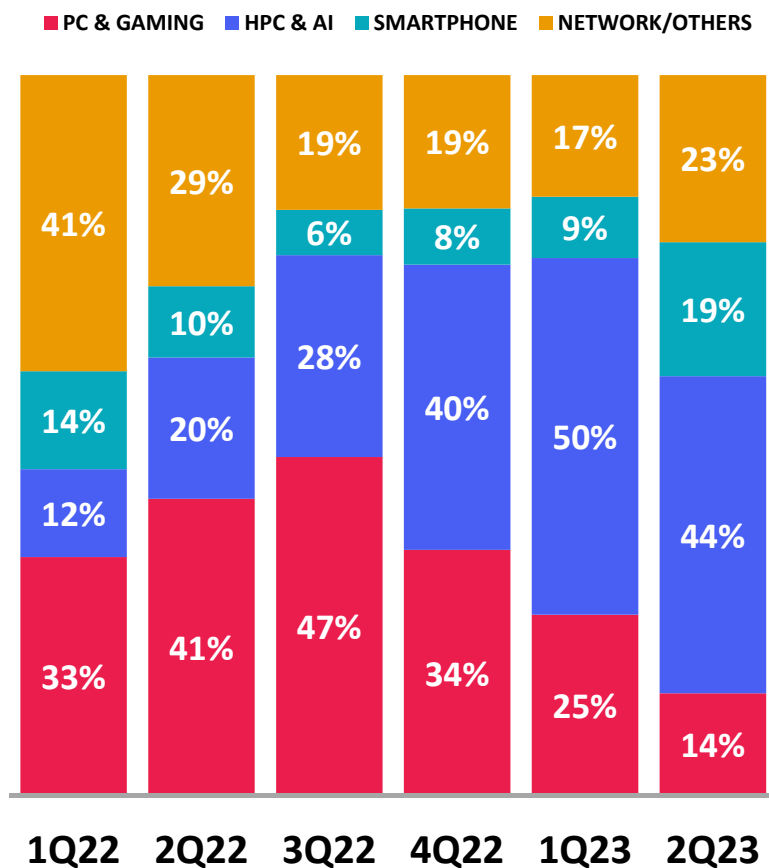


PRODUCT MIX (2023.2Q)





# Revenue by End Market

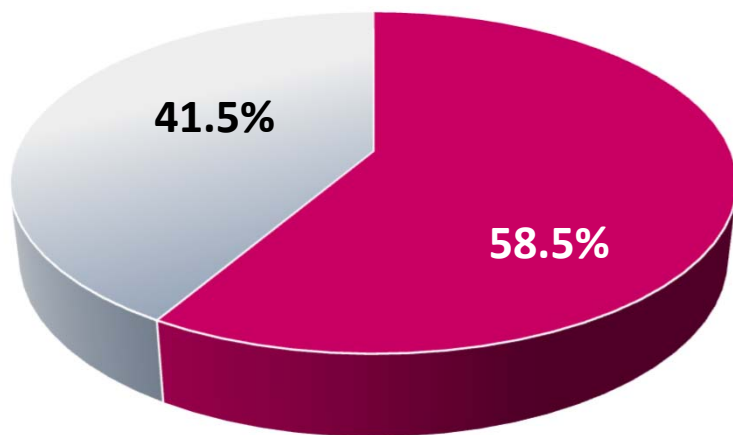


# Advanced Semiconductor Propels Future Growth

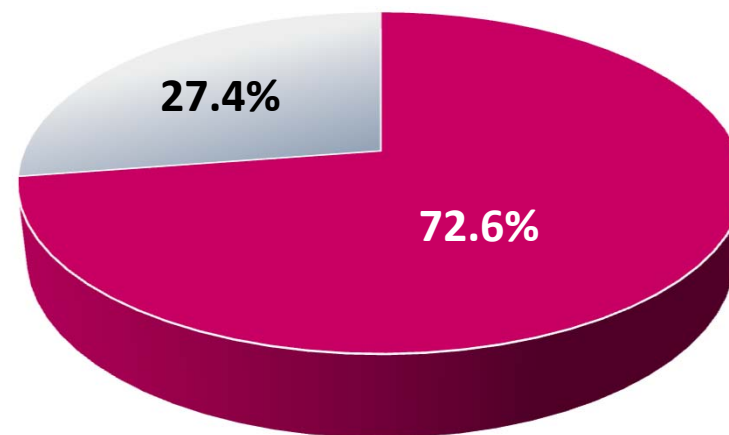
*7nm (or equivalent node) and below*



2021



2022




**04**

---

# R&D Innovation

**Your Trusted Partner  
in Semiconductor Testing**

# Industry-Leading High Speed Test Socket SerDes PAM4 224Gbps



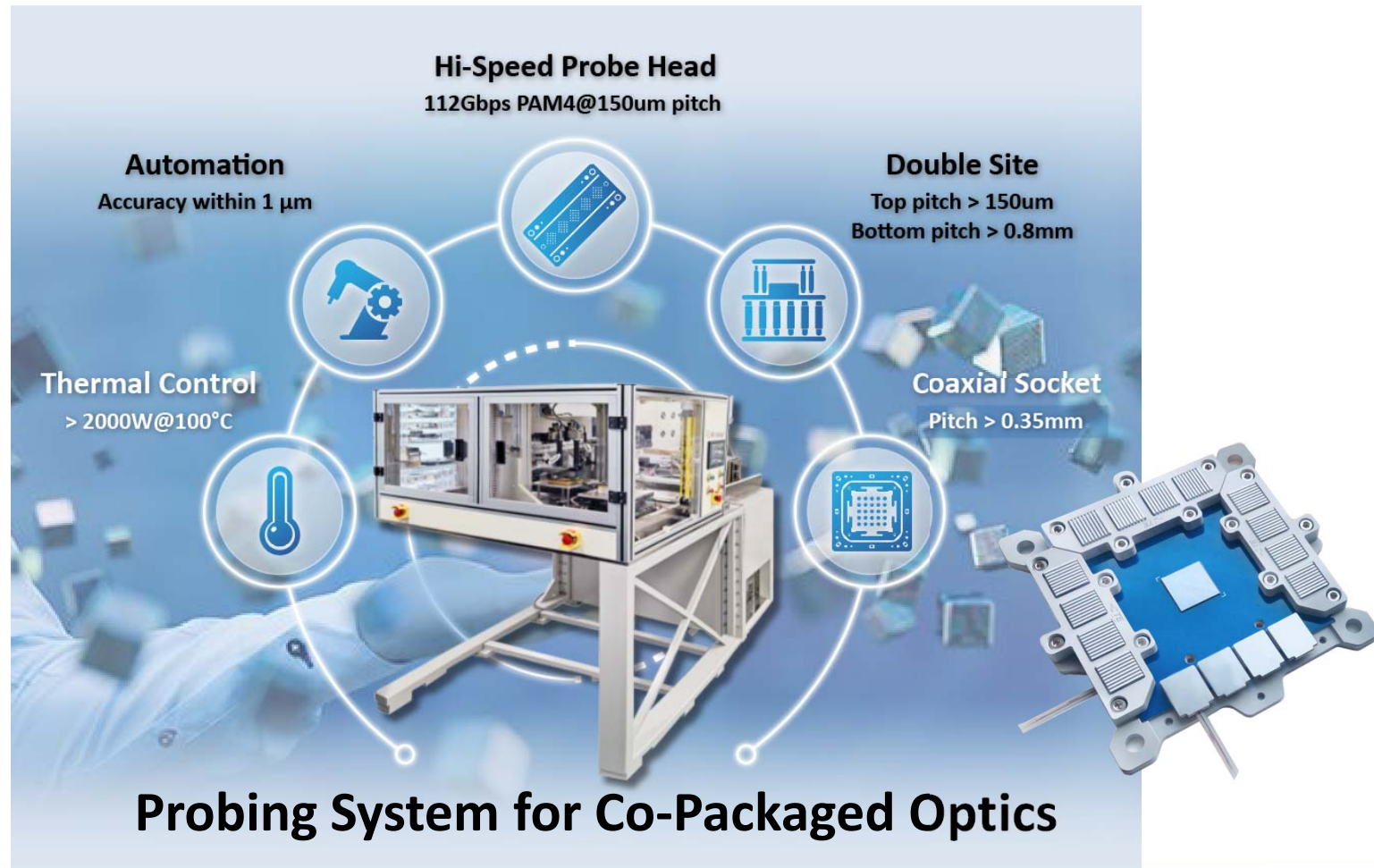
Automotive



HPC



# Announcing Industry-First Wafer Level Probing System for CPO



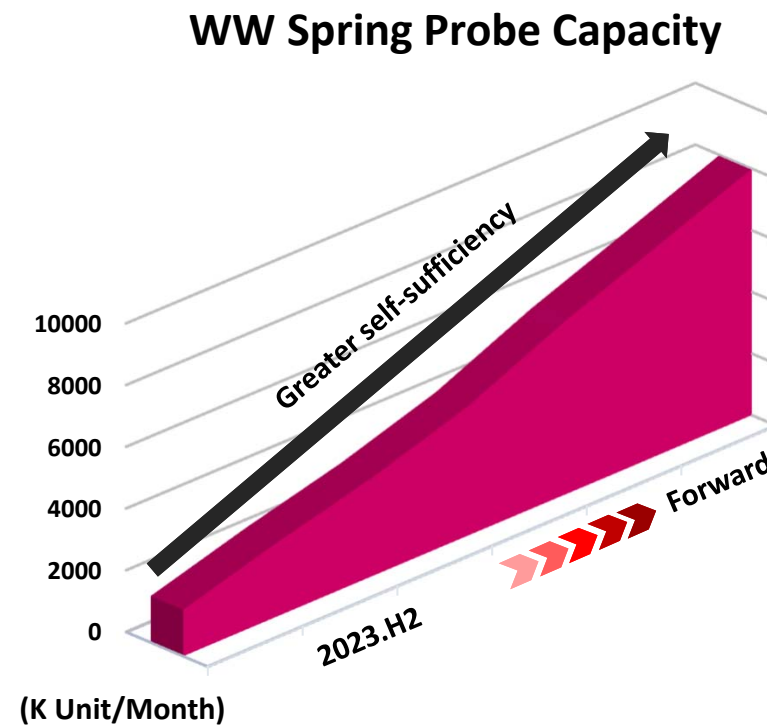
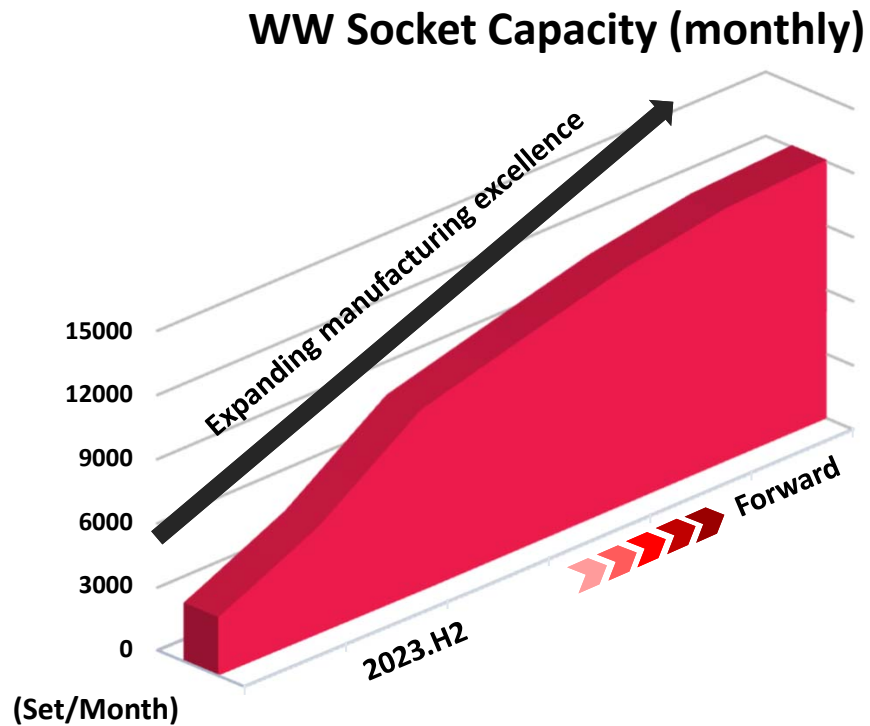
**05**

---

# New KH Plant

**Your Trusted Partner  
in Semiconductor Testing**

# Greater Capacity Driven by Smart Manufacturing





# THANK YOU

You may contact WinWay Technology via

---

[sales@winwayglobal.com](mailto:sales@winwayglobal.com)

+886 7 361 0999 / +886 3 553 7632

[www.winwayglobal.com](http://www.winwayglobal.com)